

UCBF 050法兰轴套

Flanged bushes

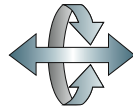


请从适用的内径、外径、长度中选择零件号
(例)内径50mm、长度30mm的情况下

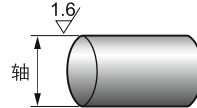
UCBF - 5030

请指定上述零件号

运动方向

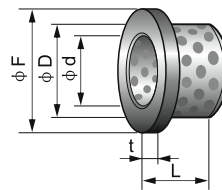


对偶轴

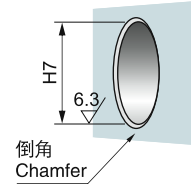


轴
d8:一般用(高负荷)
e7:一般用(低负荷)
f7:高精度用

法兰轴套

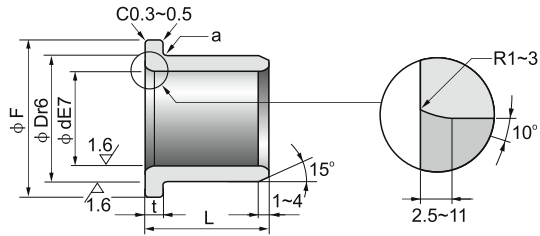


轴承座



内径		外径		法兰			长度 L ^{-0.1} _{-0.3}							
∅d		∅D		∅F	t		10	12	15	17	18	20	23	25
6	+0.032 +0.020	10	+0.028 +0.019	16	2	0 -0.1	0610	0612						
8	+0.040 +0.025	12	+0.034 +0.023	20	"	"	0810	0812	0815					
10	"	14	"	22	"	"	1010	1012	1015	1017		1020		
12	+0.050 +0.032	18	"	25	3	"	1210	1212	1215			1220		1225
13	"	19	+0.041 +0.028	26	"	"	1310	1312	1315			1320		1325
14	"	20	"	27	"	"			1415			1420		1425
15	"	21	"	28	"	"	1510	1512	1515			1520		1525
16	"	22	"	29	"	"		1612	1615		1618	1620	1623	1625
18	"	24	"	32	"	"			1815			1820		1825
20	+0.061 +0.040	30	"	40	5	"			2015			2020		2025
25	"	35	+0.050 +0.034	45	"	"			2515			2520		2525
30	"	40	"	50	"	"						3020		3025
31.5	+0.075 +0.050	"	"	"	"	"						3120		
35	"	45	"	60	"	"						3520		3525
40	"	50	"	65	"	"						4020		4025
45	"	55	+0.060 +0.041	70	"	"								
50	"	60	"	75	"	"								
55	+0.090 +0.060	65	"	80	"	"								
60	"	75	+0.062 +0.043	90	7.5	"								
63	"	"	"	85	"	"								
65	"	80	"	95	"	"								
70	"	85	+0.073 +0.051	105	"	"								
75	"	90	"	110	"	"								
80	"	100	"	120	10	"								
90	+0.107 +0.072	110	+0.076 +0.054	130	"	"								
100	"	120	"	150	"	"								
120	"	140	+0.088 +0.063	170	"	"								
130	+0.125 +0.085	150	+0.090 +0.065	180	"	"								
140	"	160	"	190	"	"								
150	"	170	+0.093 +0.068	200	"	"								
160	"	180	"	210	"	"								

※压入后内径公差为参考值。



- 能使用与旋转，摇动运动以及往复运动。
- 在法兰部分由于没有镶嵌润滑剂，不能承受轴向负重。
- 请避免在海水中使用。
- 内径31.5mm·63mm是油压气缸中间轴劲套上使用的产品。

a:凸缘下端倒角(mm)
Chamfered at the lower end

ϕd	~ 1.6	~ 55	~ 160
a	R0.3	R0.5	R1

长度 L ^{-0.1} _{-0.3}									压入后 内径公差	内径 ϕd
30	35	40	50	60	67.5	80	100	120		
									+0.016 +0.004	6
									+0.021 +0.006	8
									"	10
1230									+0.031 +0.013	12
1330									+0.026 +0.008	13
									"	14
1530									"	15
1630	1635	1640							"	16
1830	1835	1840							"	18
2030	2035	2040							+0.037 +0.016	20
2530	2535	2540	2550						+0.032 +0.011	25
3030	3035	3040	3050						"	30
3130	3135	3140							+0.046 +0.021	31.5
3530	3535	3540	3550						"	35
4030	4035	4040	4050						"	40
4530	4535	4540	4550	4560					+0.040 +0.015	45
5030	5035	5040	5050	5060					"	50
		5540		5560					+0.055 +0.025	55
		6040	6050	6060		6080			+0.053 +0.023	60
						6367			"	63
				6560					"	65
			7050			7080			+0.046 +0.016	70
				7560					"	75
				8060		8080	80100		"	80
				9060		9080			+0.060 +0.025	90
						10080	100100		"	100
						12080	120100		+0.052 +0.017	120
						13080	130100		+0.068 +0.028	130
						14080	140100		"	140
							150100	150120	+0.065 +0.025	150
							160100	160120	"	160